



**THE DATASHEET OF
TMDC 06-2412**



- Fully encapsulated chassis mount modules
- Harsh industrial EMC capabilities: Integrated filters for emission (EN 55032) & immunity (EN 55035)
- Ultra wide 4:1 input voltage range: 9-36 and 18-75 VDC
- Operating temperature range -40 to +80 °C without derating
- I/O-isolation 3'000 VDC
- Protection against overload, undervoltage and short circuit
- DC-OK (LED) and Remote On/Off function
- IEC/EN/UL 62368-1 safety approvals
- 3-year product warranty



The TMDC 06 series (6 Watt) is the latest additions to Traco Power's existing TMDC line of Industrial DC/DC off-board modules. Equipped with integrated filters which limit conducted and radiated emissions (EN 55032 class A) but also increase the modules EMC immunity (EN 55035), this series is suitable for many harsh industrial applications which require increased EMC and isolation (3000 VDC I/O-isolation) capabilities.

The modules come in fully encapsulated 2.09" x 1.34" x 1.04" plastic package and feature a temperature range from -40° to 80°C without derating. All models have an ultra wide 4:1 input voltage range from either 9-36 VDC or 18-75 VDC and fully regulated outputs. Latest IT safety certifications (UL 62368-1) and DC-OK and remote on/off functions complete the package to provide an ideal solution for many harsh industrial applications.

Models

Order Code	Input Voltage Range	Output 1		Output 2		Efficiency typ.
		Vnom	I _{max}	Vnom	I _{max}	
TMDC 06-2411	9 - 36 VDC (24 VDC nom.)	5.1 VDC	1'200 mA			81 %
TMDC 06-2412		12 VDC	500 mA			84 %
TMDC 06-2413		15 VDC	400 mA			84 %
TMDC 06-2415		24 VDC	250 mA			85 %
TMDC 06-2418		48 VDC	125 mA			83 %
TMDC 06-2422		+12 VDC	250 mA	-12 VDC	250 mA	84 %
TMDC 06-2423		+15 VDC	200 mA	-15 VDC	200 mA	85 %
TMDC 06-2425		+24 VDC	125 mA	-24 VDC	125 mA	84 %
TMDC 06-4811	18 - 75 VDC (48 VDC nom.)	5.1 VDC	1'200 mA			80 %
TMDC 06-4812		12 VDC	500 mA			84 %
TMDC 06-4813		15 VDC	400 mA			84 %
TMDC 06-4815		24 VDC	250 mA			85 %
TMDC 06-4818		48 VDC	125 mA			83 %
TMDC 06-4822		+12 VDC	250 mA	-12 VDC	250 mA	85 %
TMDC 06-4823		+15 VDC	200 mA	-15 VDC	200 mA	85 %
TMDC 06-4825		+24 VDC	125 mA	-24 VDC	125 mA	84 %

Options

TMDC-MK1	- Optional DIN-Rail Mounting Kit: www.tracopower.com/products/tmdc-mk1.pdf
----------	--

Input Specifications

Input Current	- At no load	24 Vin models: 10 mA typ. 48 Vin models: 8 mA typ.
	- At full load	24 Vin models: 300 mA typ. 48 Vin models: 150 mA typ.
Surge Voltage		24 Vin models: 50 VDC max. (1 s max.) 48 Vin models: 100 VDC max. (1 s max.)
Under Voltage Lockout		24 Vin models: 8 VDC typ. 48 Vin models: 16 VDC typ.
Recommended Input Fuse		(The need of an external fuse has to be assessed in the final application.)
Input Filter		Internal Pi-Type

Output Specifications

Voltage Set Accuracy		±2% max.
Regulation	- Input Variation (Vmin - Vmax)	single output models: 0.5% max. dual output models: 0.5% max.
	- Load Variation (0 - 100%)	single output models: 0.5% max. dual output models: 0.5% max. (Output 1) 0.5% max. (Output 2)
	- Voltage Balance (symmetrical load)	dual output models: 2% max.
	- Cross Regulation (25% / 100% asym. load)	dual output models: 5% max.
Ripple and Noise (20 MHz Bandwidth)	- single output	5.1 Vout models: 75 mVp-p typ. 12 Vout models: 75 mVp-p typ. 15 Vout models: 75 mVp-p typ. 24 Vout models: 180 mVp-p typ. 48 Vout models: 180 mVp-p typ.
	- dual output	12 / -12 Vout models: 75 / 75 mVp-p typ. 15 / -15 Vout models: 75 / 75 mVp-p typ. 24 / -24 Vout models: 180 / 180 mVp-p typ.
Capacitive Load	- single output	5.1 Vout models: 680 µF max. 12 Vout models: 330 µF max. 15 Vout models: 330 µF max. 24 Vout models: 150 µF max. 48 Vout models: 68 µF max.
	- dual output	12 / -12 Vout models: 150 / 150 µF max. 15 / -15 Vout models: 150 / 150 µF max. 24 / -24 Vout models: 68 / 68 µF max.
Minimum Load		Not required
Temperature Coefficient		±0.02 %/K max.
Start-up Time		30 ms typ.
Short Circuit Protection		Continuous, Automatic recovery
Output Current Limitation		150% typ. of Iout max.
Transient Response	- Response Deviation	5% max. (75% to 100% Load Step)
	- Response Time	500 µs typ. (75% to 100% Load Step)

Safety Specifications

Standards	- IT / Multimedia Equipment	EN 62368-1 IEC 62368-1 UL 62368-1
	- Certification Documents	www.tracopower.com/overview/tmdc06
Pollution Degree		PD 3

All specifications valid at nominal voltage, resistive full load and +25°C after warm-up time, unless otherwise stated.

EMC Specifications

EMI Emissions	- Conducted Emissions	EN 55032 class A (internal filter) FCC Part 15 class A (internal filter)
	- Radiated Emissions	EN 55032 class A (internal filter) FCC Part 15 class A (internal filter)
EMS Immunity		EN 55035 (Multimedia)
	- Electrostatic Discharge	Air: EN 61000-4-2, ±8 kV, perf. criteria A Contact: EN 61000-4-2, ±6 kV, perf. criteria A
	- RF Electromagnetic Field	EN 61000-4-3, 10 V/m, perf. criteria A
	- EFT (Burst) / Surge	EN 61000-4-4, ±2 kV, perf. criteria A
	- Conducted RF Disturbances	EN 61000-4-5, ±2 kV, perf. criteria A
	- PF Magnetic Field	Continuous: EN 61000-4-6, 10 Vrms, perf. criteria A EN 61000-4-8, 100 A/m, perf. criteria A

General Specifications

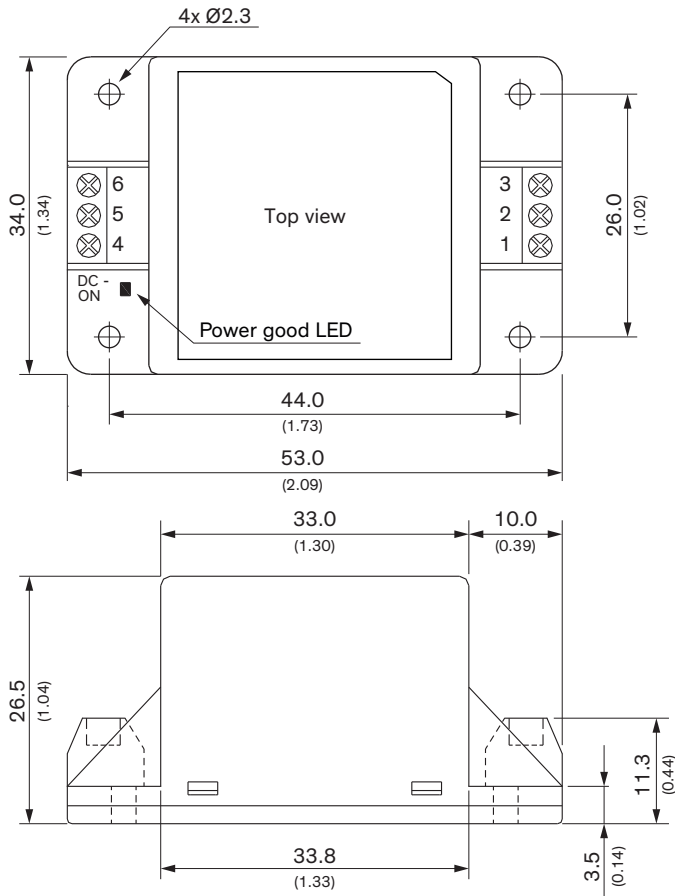
Relative Humidity		95% max. (non condensing)
Temperature Ranges	- Operating Temperature	-40°C to +93°C
	- Case Temperature	+105°C max.
	- Storage Temperature	-50°C to +125°C
Power Derating	- High Temperature	4 %/K above 80°C
		See application note: www.tracopower.com/overview/tmdc06
Cooling System		Natural convection (20 LFM)
Remote Control	- Voltage Controlled Remote (passive = on)	On: 3.5 to 12 VDC or open circuit Off: 0 to 1.2 VDC or short circuit Refers to 'Remote' and '-Vin' Pin
	- Off Idle Input Current	2.5 mA typ.
	- Remote Pin Input Current	-0.5 to 0.5 mA
Altitude During Operation		5'000 m max.
Switching Frequency		370 kHz typ. (PWM)
Insulation System		Functional Insulation
Isolation Test Voltage	- Input to Output, 60 s	3'000 VDC
Isolation Resistance	- Input to Output, 500 VDC	1'000 MΩ min.
Isolation Capacitance	- Input to Output, 100 kHz, 1 V	2'200 pF typ.
Reliability	- Calculated MTBF	4'167'000 h (MIL-HDBK-217F, ground benign)
Housing Material		Plastic resin (UL 94 V-0 rated)
Potting Material		Silicone (UL 94 V-0 rated)
Housing Type		Plastic Case
Mounting Type		Chassis Mount
Connection Type		Screw Terminal
Weight		49 g
Thermal Impedance	- Case to Ambient	3.1 K/W typ.
Environmental Compliance	- REACH Declaration	www.tracopower.com/info/reach-declaration.pdf REACH SVHC list compliant REACH Annex XVII compliant
	- RoHS Declaration	www.tracopower.com/info/rohs-declaration.pdf Exemptions: 6c, 7a (RoHS exemptions refer to the component concentration only, not to the overall concentration in the product (O5A rule.))
	- SCIP Reference Number	39791a09-18a4-4f76-8de3-29063549d7b8

Supporting Documents

Overview Link (for additional Documents)	www.tracopower.com/overview/tmdc06
--	--

All specifications valid at nominal voltage, resistive full load and +25°C after warm-up time, unless otherwise stated.

Outline Dimensions



Dimensions in mm (inch)
 Tolerances: x.x ±0.5 (±0.02)
 x.xx ±0.25 (±0.01)

Mounting screw locked torque: 0.2 Nm (2.04 kgfcm)



Pinout		
Pin*	Single Output	Dual Output
1	Remote	Remote
2	-Vin (GND)	-Vin (GND)
3	+Vin (Vcc)	+Vin (Vcc)
4	-Vout	-Vout
5	NC	Common
6	+Vout	+Vout

NC: Not connected
 * Wires 1.5 mm² max.

Terminal screw locked torque: 0.2 Nm max.

Looking for pricing, stock, or lifecycle information?

Click below to explore more details on WIN SOURCE:

-  [View TMDC 06-2412 on WIN SOURCE](#)
-  [Traco Power Information](#)

Optimize Your Supply Chain with WIN SOURCE Solutions

-  Global Sourcing Solution
-  Obsolete Management
-  Cost Control Management
-  Shortage Management
-  Alternative Solution
-  Excess Inventory Management